

Morrow County

US Senator Grand Total

Mike Montchalin	98
Jeff Merkley	1119
Christina Jean Lugo	45
James E Leuenberger	117
Monica Wehby	1722
Write-Ins	13
Over Votes	1
Under Votes	155
Total Ballots	3270

Precincts

Boardman-1	Irrigon - 2	Lexington - 3	Ione-4	Heppner - 5	Total
36	27	6	7	22	98
328	346	54	82	309	1119
17	18	1	7	2	45
33	40	15	6	23	117
381	501	174	196	470	1722
1	6	1	1	4	13
1	0	0	0	0	1
45	38	11	15	46	155
842	976	262	314	876	3270

Total Registered Voters in Districts					4668
Total Votes Counted					3270
Number Voting by Precinct					
Boardman 1	Irrigon 2	Lexington 3	Ione 4	Heppner 5	
842	976	262	314	876	

Number Registered by Precinct				
Boardman 1	Irrigon 2	Lexington 3	Ione 4	Heppner 5
1216	1592	340	288	1132

US Congressional District 2 Grand Total

Aelea Christofferson	500
Sharon L Durbin	128
Greg Walden	2493
Write-Ins	10
Over Votes	0
Under Votes	139
Total Ballots	3270

Precincts

Boardman-1	Irrigon - 2	Lexington - 3	Ione-4	Heppner - 5	Total
190	173	24	23	90	500
43	44	5	10	26	128
572	722	218	268	713	2493
1	5	1	1	2	10
0	0	0	0	0	0
36	32	14	12	45	139
842	976	262	314	876	3270

Percent Voting County wide 70.1%

RECEIVED  
2014 NOV 21 PM 12 40  
KATE BROWN  
SECRETARY OF THE STATE

State Representative, 57th Grand Total  
House District 57

Greg Smith	2695
Write - Ins	48
Over Votes	0
Under Votes	527
Total Ballots	3270


Precincts

Boardman - 1	Irrigon - 2	Lexington - 3	Ione - 4	Heppner - 5	Total
674	806	210	252	753	2695
14	14	1	5	14	48
0	0	0	0	0	0
154	156	51	57	109	527
842	976	262	314	876	3270

I, Bobbi Childers, Morrow County Clerk, Certify the the vote recorded on this Abstract correctly summarize the tall of votes cast, for the November 4, 2014 General Election

Bobbi Childers, *Bobbi Childers*

Date of Abstract: NOV 19 2014



November 4, 2014

Morrow County

Governor	Grand Total
Dennis Richardson	2065
Chris Henry	31
Aaron Auer	81
John Kitzhaber	870
Paul Grad	50
Jason Levin	32
Write-Ins	4
Over Votes	0
Under Votes	137
Total Ballots	3270

Precincts

Boardman - 1	Irrigon - 2	Lexington -3	Ione - 4	Heppner - 5	Total
463	591	208	232	571	2065
10	8	3	0	10	31
21	31	2	5	22	81
283	289	39	59	200	870
15	14	3	4	14	50
13	9	0	2	8	32
0	3	0	1	0	4
0	0	0	0	0	0
37	31	7	11	51	137
842	976	262	314	876	3270


Total Registered Voters in Districts					4668
Total Votes Counted					3270
Number Voting by Precinct					
Boardman 1	Irrigon 2	Lexington 3	Ione 4	Heppner 5	
842	976	262	314	876	

Number Registered by Precinct					
Boardman 1	Irrigon 2	Lexington 3	Ione 4	Heppner 5	
1216	1592	340	288	1132	

Percent Voting County wide 70.1%

I, Bobbi Childers, Morrow County Clerk, Certify the the vote  
recorded on this Abstract correctly summarize the tall of votes  
cast, for the November 4, 2014 General Election

Bobbi Childers



Date of Abstract: NOV 19 2014



RECEIVED  
2014 NOV 21 PM 2 56  
KATE BROWN  
SECRETARY OF THE STATE

Morrow County

State Measures	Yes Votes	No Votes	Over Votes	Under Votes	Total Votes
Measure # 86	834	2276	0	160	3110
Measure # 87	1451	1638	1	180	3089
Measure # 88	542	2666	1	61	3208
Measure # 89	1487	1606	3	174	3093
Measure # 90	1026	2080	2	162	3106
Measure # 91	1097	2128	1	44	3225
Measure # 92	863	2331	3	73	3194

Precinct Boardman 1

Measure #	# 86	# 87	# 88	# 89	# 90	# 91	# 92
Yes Votes	275	401	227	401	278	294	300
No Votes	528	393	602	390	520	534	524
Over votes	0	0	1	2	1	0	0
Under Votes	39	48	12	49	43	14	18
Total Votes	842	842	842	842	842	842	842

Precinct Irrigon 2

Measure #	# 86	# 87	# 88	# 89	# 90	# 91	# 92
Yes Votes	235	434	136	478	294	370	291
No Votes	716	506	829	465	648	598	674
Over votes	0	0	0	1	0	0	0
Under Votes	25	36	11	32	34	8	11
Total Votes	976	976	976	976	976	976	976

Precinct Lexington 3

Measure #	# 86	# 87	# 88	# 89	# 90	# 91	# 92
Yes Votes	47	109	29	82	78	62	26
No Votes	198	139	228	161	169	197	231
Over votes	0	0	0	0	0	1	0
Under Votes	17	14	5	19	15	2	5
Total Votes	262	262	262	262	262	262	262


Total Registered Voters in Districts					4668
Total Votes Counted					3270
Number Voting by Precinct					
Boardman 1	Irrigon 2	Lexington 3	Ione 4	Heppner 5	
842	976	262	314	876	

Number Registered by Precinct				
Boardman 1	Irrigon 2	Lexington 3	Ione 4	Heppner 5
1216	1592	340	288	1132

Percent Voting County wide 70.1%


I, Bobbi Childers, Morrow County Clerk, Certify the the vote recorded on this Abstract correctly summarize the tall of votes cast, for the November 4, 2014 General Election

Bobbi Childers,



Date of Abstract:

NOV 19 2014



November 4, 2014

Morrow County

\* Corrected

Precinct lone 4

Measure #	# 86	# 87	# 88	# 89	# 90	# 91	# 92
Yes Votes	64	126	42	134	90	82	37
No Votes	233	172	268	161	211	230	270
Over votes	0	1	0	0	0	0	1
Under Votes	17	15	4	19	13	2	6
Total Votes	314	314	314	314	314	314	314

Precinct Heppner 5

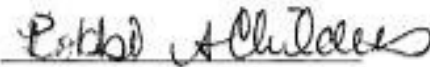
Measure #	# 86	# 87	# 88	# 89	# 90	# 91	# 92
Yes Votes	213	381	108	392	286	289	209
No Votes	601	428	739	429	532	569	632
Over votes	0	0	0	0	1	0	2
Under Votes	62	67	29	55	57	18	33
Total Votes	876	876	876	876	876	876	876

Total Registered Voters in Districts					4668
Total Votes Counted					3270
Number Voting by Precinct					
Boardman 1	Irrigon 2	Lexington 3	Ione 4	Heppner 5	
842	976	262	314	876	

Number Registered by Precinct				
Boardman 1	Irrigon 2	Lexington 3	lone 4	Heppner 5
1216	1592	340	288	1132

Percent Voting County wide 70.1%

I, Bobbi Childers, Morrow County Clerk, Certify the the vote  
recorded on this Abstract correctly summarize the tall of votes  
cast, for the November 4, 2014 General Election

Bobbi Childers, 

Date of Abstract: NOV 19 2014



November 4, 2014

# Morrow County

I, Bobbi Childers, Morrow County Clerk, Certify the the vote recorded on this Abstract correctly summarize the tall of votes cast, for the November 4, 2014 General Election

Bobbi Childers, 

Date of Abstract: NOV 19 2014



## Morrow Soil and Water Conservation, Zone 1

Miff Devin	2177
Write-Ins	24
Over Votes	0
Under Votes	1069
Total Cast	3270

Precincts	Boardman - 1	Irrigon - 2	Lexington - 3	lone - 4	Heppner - 5	Total
Miff Devin	542	638	181	223	593	2177
Write-Ins	8	12	0	1	3	24
Over Votes	0	0	0	0	0	0
Under Votes	292	326	81	90	280	1069
Total Cast	842	976	262	314	876	3270

## Morrow Soil and Water Conservation, Zone 4

Brian Doherty	56
Write-Ins	75
Over Votes	0
Under Votes	3139
Total Cast	3270

Precincts	Boardman - 1	Irrigon - 2	Lexington - 3	lone - 4	Heppner - 5	Total
Brian Doherty	2	0	12	16	26	56
Write-Ins	20	23	7	4	21	75
Over Votes	0	0	0	0	0	0
Under Votes	820	953	243	294	829	3139
Total Cast	842	976	262	314	876	3270

Morrow Soil and Water Conservation, Zone 2 No Candidate filed

Total Registered Voters in Districts					4668
Total Votes Counted					3270
Number Voting by Precinct					
Boardman 1	Irrigon 2	Lexington 3	Ione 4	Heppner 5	
842	976	262	314	876	

Number Registered by Precinct				
Boardman 1	Irrigon 2	Lexington 3	lone 4	Heppner 5
1216	1592	340	288	1132

Percent Voting County wide 70.1%

## Morrow Soil and Water Conservation, Zone 5

Judy J Barber	2199
Write-Ins	16
Over Votes	1
Under Votes	1054
Total Cast	3270

Precincts	Boardman - 1	Irrigon - 2	Lexington - 3	lone - 4	Heppner - 5	Total
Judy J Barber	514	608	195	219	663	2199
Write-Ins	6	7	0	1	2	16
Over Votes	0	0	0	0	1	1
Under Votes	322	361	67	94	210	1054
Total Cast	842	976	262	314	876	3270

November 4, 2014